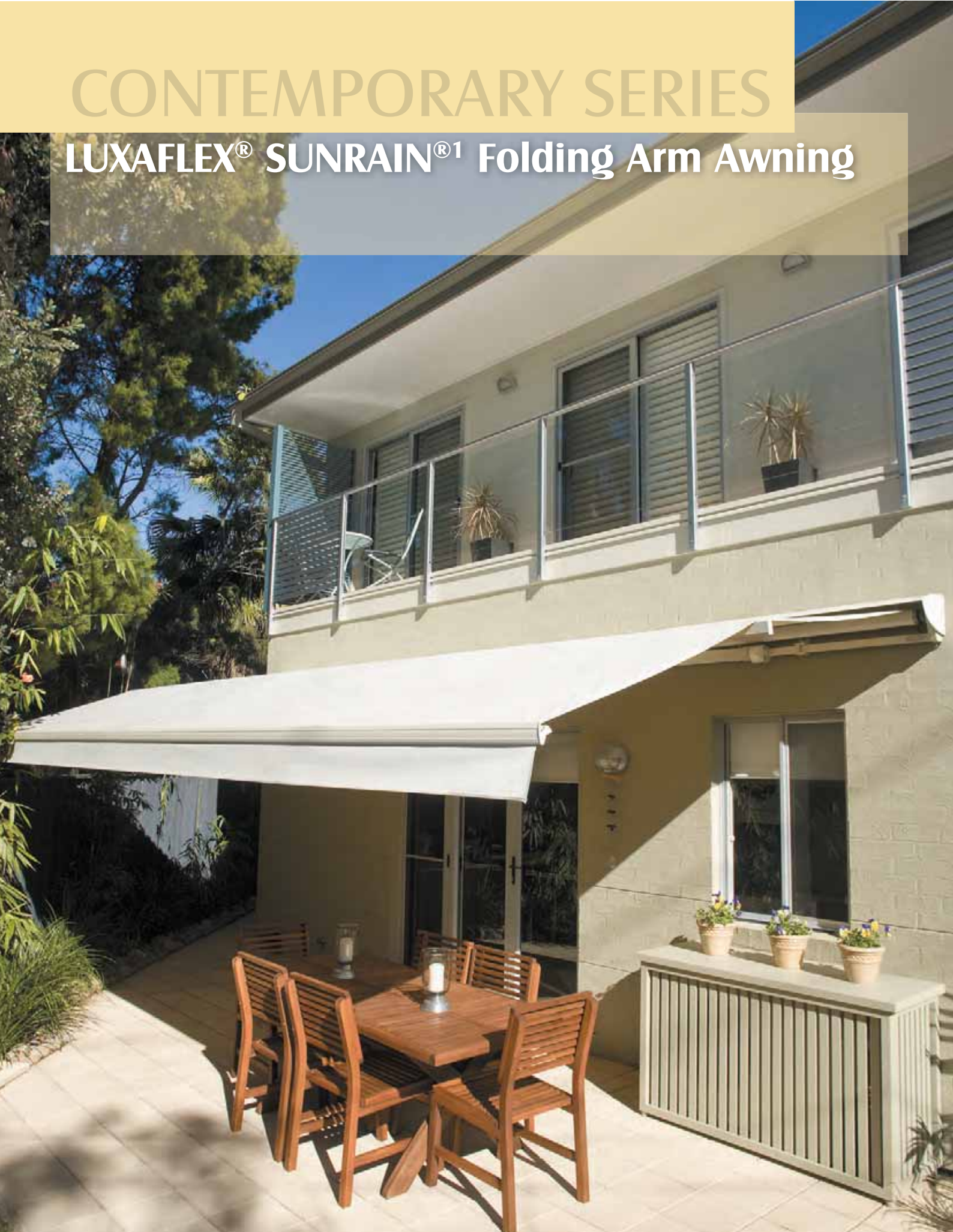


CONTEMPORARY SERIES

LUXAFLEX® SUNRAIN®¹ Folding Arm Awning



LUXAFLEX®

WINDOW FASHIONS



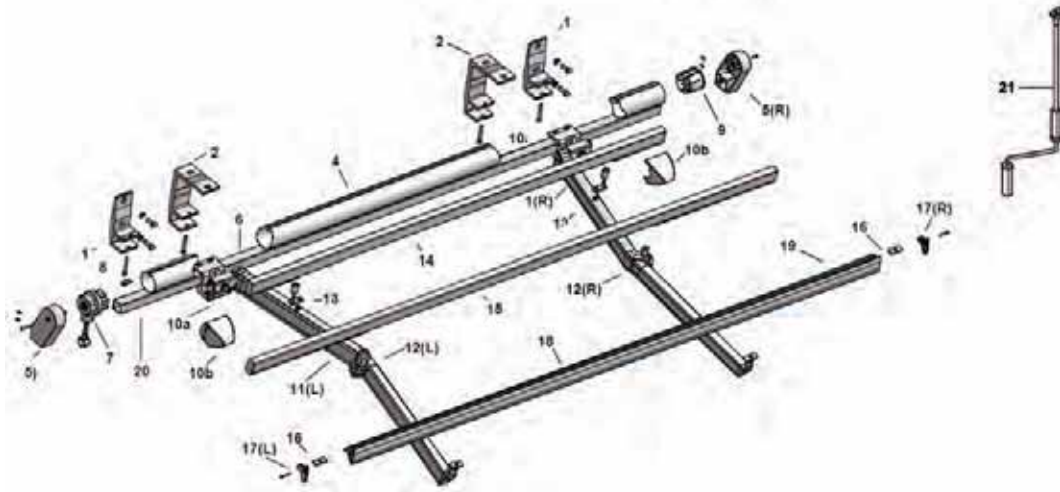
CONTEMPORARY SERIES

LUXAFLEX® SUNRAIN®¹ FOLDING ARM AWNING

The LUXAFLEX® SUNRAIN®¹ Awning provides protection from the elements - rain or shine. With its unique double pitch design, water runs off the smooth PVC fabric and drains out both sides of the custom drainage front rail. Available in a variety of hardware colours and fabric options to enhance the style of any home. With a variety of accessories, the LUXAFLEX® SUNRAIN®¹ Awning provides a range of options to suit your needs.

Product Specifications

Exploded View Diagram



POS	COMPONENT
1	Wall bracket with locking screw M8x65
2	Ceiling bracket with locking screw M8x65
4	Roller tube (steel, galvanised)
5	Side bearing left/right
6	Square bar (steel, galvanised, powder coated)
7	Bevel gear 4, 4:1 or electric motor
8	Gear adapter

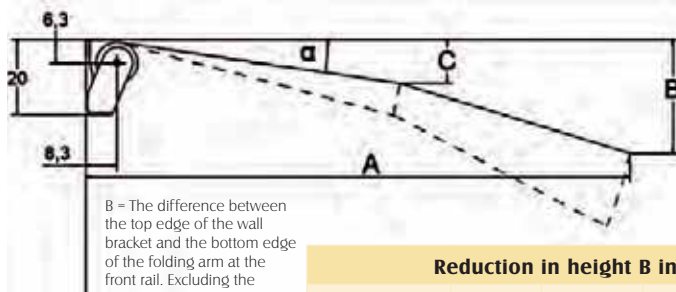
POS	COMPONENT
9	Roller tube end cape
10	a: tracking adjustment joint b: joint cover left/right
11	Folding arm left/right
12	Arm - middle joint with Flyerchain left/right
13	Holder supporting stringer
14	Supporting stringer
15	"Marcesa" stringer

POS	COMPONENT
16	Flange nut
17	Side cover for front profile left/right with screw DIN 7997 - 5x90/5x45
18	Front profile
19	Safety advice
20	Label / if needed electric data
21	Crank

Rain Resistance

When fully extended a pitch of at least 5 degrees is required for resistance against water.

FRONT PROFILE HEIGHT (FOR INCLINATION 5° TO 15°)



B = The difference between the top edge of the wall bracket and the bottom edge of the folding arm at the front rail. Excluding the valance.

A - Projection
B - Reduction in height
C - Reduction of the height at 5° to 15° pitch at the middle stringer
a - Pitch angle

For ceiling mount add 2.5cm to measure B.

NB: Variable Valance will add 30% to Reduction in Height B. eg. 52 becomes 65cm.

Projection A	Reduction in height B in cm			
	When a = 5°	When a = 7.5°	When a = 10°	When a = 15°
200cm	52	60	68	83
250cm	62	72	82	102
300cm	70	82	93	118
350cm	80	95	110	138
400cm	88	106	123	157

Limitations

SUNRAIN LIMITATIONS

Minimum Width	Maximum Width	Minimum Projection	Maximum Projection
3m	6.5m	2m	4m

SUNRAIN VARIABLE VALANCE FABRIC

	Crank Drop	Motor Drop
SV Mesh	245cm	165cm

Measuring & Installation Guide

Determine the width required to be covered with the client. Taking in light fittings and down pipes etc. Awning will be supplied at the overall width specified.

Please refer to your installation manual for details regarding LUXAFLEX® SUNRAIN®¹ Awning installations.

CONTEMPORARY SERIES

LUXAFLEX® SUNRAIN®1 FOLDING ARM AWNING

Features and Benefits

Design

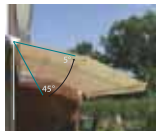
Designed and engineered in Germany the LUXAFLEX® SUNRAIN®1 Awning offers a great contemporary look and simple functionality to provide ease of use.



The unique double pitch design provides the perfect angle for rain drainage and also additional Sun protection due to the lower pitched front bar.



The custom middle stringer not only offers extra support for the folding arms but also pushes the fabric up reducing fabric bagging and ensuring water run off.



Pitch can be varied from 5 degrees to 45 degrees to suit your sun and rain control needs.



The front rail provides excellent drainage for water run off from either side of the awning, to keep the area beneath dry.

Quality

All LUXAFLEX® SUNRAIN®1 hardware components are manufactured from high grade aluminium at an ISO 9001 accredited company. There are quality control points throughout the casting process to ensure no defects on finished componentry.

Accessories

The LUXAFLEX® SUNRAIN®1 Awning offers a great range of accessories allowing you to customise your awning for the specific requirements.



Rain Hood

This sleek and modern solid aluminium rain hood provides excellent protection for fabric when the awning is retracted. Additionally it mounts flush against a flat wall surface ensuring no water run off behind the awning's mounting point. Available in all standard and special hardware colours. (Only available on wall fix installations).



Variable Valance

The Variable Valance option allows the user to control the height for the retractable valance for additional privacy or shade control. The variable valance can also double as a straight drop product even when the LUXAFLEX® SUNRAIN®1 Awning is fully retracted allowing privacy and heat control for windows too. Available in either Crank or Motorised RTS control. (Please refer to the limitations section for further details on valance drop).



Wind Protect System (WPS)

With the custom Wind Protect System installed the LUXAFLEX® SUNRAIN®1 Awning can withstand significantly higher wind forces. By stabilising the front bar less strain is put on the hardware therefore extending the awning's life. With detachable feet and front rail connector the telescopic square poles collapse for easy storage when not in use. Available for heights between 2 - 2.5m from ground to front rail. (Please see installation instructions for wind force ratings).



Infra-Red Heating

This option provides the ultimate in Folding Arm Awning luxury. By heating bodies and objects instead of air, this heater system economically provides warmth and ambience for those sitting beneath. Available in Pure White and White Aluminium these systems discreetly mount to the square bar of your LUXAFLEX® SUNRAIN®1 Awning and provides flexibility of heat focus. This accessory is only available with RTS remote control.

CONTEMPORARY SERIES

LUXAFLEX® SUNRAIN®1 FOLDING ARM AWNING

Operating Options

Crank

The crank system uses a spring assisted 11:1 gear ratio which allows ease of use regardless of user's strength. It also comes with a built in stop feature ensuring over extension of the arms does not occur. If crank operation is selected a 140cm crank is supplied as standard. Alternatively the length can be customised (see list below) if specified on the order form. Additional 80cm crank will be supplied if manual Variable Valance is selected.

Other crank lengths include:

- 100cm
- 120cm
- 160cm
- 180cm
- 200cm
- 240cm


Remote Motor - RTS

RTS motors offer a clean and simple solution for motorisation. Through the RTS Receiver accessories can be added wirelessly to communicate with the motor. This reduces the cost of hard wiring and provides quick clean installation. The electrical system can be hard wired directly to the motor or a 3 pin plug can be added for connection to a wall socket.

Powder Coating Selection for Hardware

With a great range of special and standard colours you will find the perfect colour match for the exterior of your home. Each colour is closely matched to popular Colourbond colours to provide great matching options for Australian homes. (Please allow an additional 3 week lead time for special powder coating colours).

Standard Colours



Pure White RAL 9010




White Aluminium
RAL 9006




Grey Brown RAL 8019

NOTE: Colours are as close as printing process allows.


Special Colours




Light Ivory RAL 1015




Greige RAL 1019



Oxide Red RAL 3009



Steel Blue RAL 5011




Moss Green RAL 6005




Beige Grey RAL 7006




Slate Grey RAL 7015




Umbra Grey RAL 7022



Silk Grey RAL 7044



Cream White RAL 9001



Signal Black RAL 9004



Jet Black RAL 9005

CONTEMPORARY SERIES

LUXAFLEX® SUNRAIN®¹ FOLDING ARM AWNING

Fabric Range

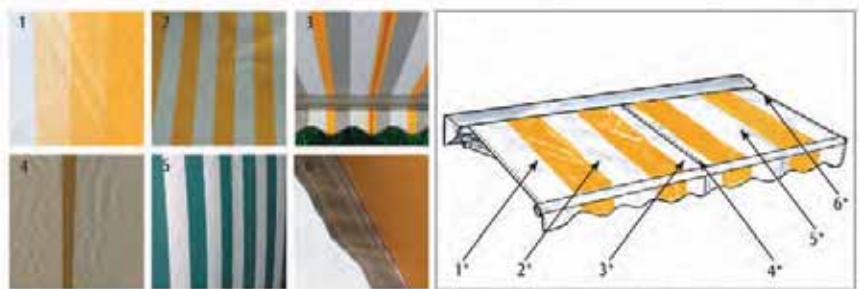
SUNRAIN®¹ PVC Fabric

Conventional Folding Arm Awning fabrics are not suitable for use in Heavy rain. They will typically begin to bag and collect water putting additional strain on the awning hardware and causing irreversible damage to the awning fabric. The LUXAFLEX® SUNRAIN®¹ Awning has specially designed light weight PVC fabric that provides the ultimate protection from the harsh elements rain or shine. This Precontract fabric is 100% waterproof, extremely firm, odourless and is easy to clean.

- 20 Colour Fabric Selection
- 180cm Width
- 480 gsm



IMPORTANT NOTE:



The following are characteristics inherent in the LUXAFLEX® SUNRAIN® Awning fabric. This will not affect the water proofing functionality and will not be covered under the LUXAFLEX® Warranty.

NOTE: Colours are as close as printing process allows.

CONTEMPORARY SERIES

LUXAFLEX® SUNRAIN®¹ FOLDING ARM AWNING

Fabric Range

Variable Valance Fabric

The Variable Valance mesh fabric offers a perfect solution for shade control and privacy. With its fungus repellent fibres this fabric provides great colour stability and exceptional water resistance. Additionally the weave allows good view through so it does not restrict your outlook.

- 10 Colour Fabric Selection
- 250cm Width
- 265 gsm



NOTE: Colours are as close as printing process allows.



Motorised Variable Valance System

CONTEMPORARY SERIES

LUXAFLEX® SUNRAIN®¹ FOLDING ARM AWNING

Market and Training Information

Market Analysis

Competitor Comparison

The LUXAFLEX® SUNRAIN®¹ Folding Arm Awning is a fully functional retractable rain awning. This product is perfect for most situations where a Folding Arm Awning can be fitted and will enhance most outdoor environments.

Press Release

LUXAFLEX® SUNRAIN®¹ Folding Arm Awning, part of the new Contemporary Series of awnings, responds to the market demand for a modern, innovative awning with a range of flexible options that can be used for year-round alfresco living.

As the name suggests, the new LUXAFLEX® SUNRAIN®¹

Folding Arm Awning offers functionality in both sun and rain. Specially designed for the extreme weather conditions often experienced throughout Australia, the double pitch design ensures rain water drains down the smooth PVC fabric and escapes at the end of the front rail. The custom middle stringer offers a double benefit: extra support for the arms, giving the product strength in windy conditions and also keeps the fabric pushed up and taught to maintain water proofing.

Options which can be added to the LUXAFLEX® SUNRAIN®¹ Folding Arm Awning include: The Wind Protect System, which significantly increases the awnings wind resistance, an Infra-red Heater, a sleek Aluminium Rain Hood and a Variable Valance System for extra sun control and privacy.

The SUNRAIN®¹ Folding Arm Awning is not just functional, it looks great as well. With German engineering, there is a new waterproof fabric range available in 20 modern colours, a variable valance available in 10 colours as well as 12 custom powder coating colours and 3 standard colours to ensure your awning is completely coordinated to your home. Also installation is made easy with a simple square bar design.

Operation options include remote control motorisation, or manual crank. Sun and wind sensors are also available. LUXAFLEX® SUNRAIN®¹ Folding Arm Awning is a high-quality product, developed by an ISO:9001 accredited company. All fabrics are tested and meet the Australian Blue Scale standard of colour fastness, ensuring your product will look as good as new for many years to come.

All of these options combine to create a functional product that looks great, and importantly, provides more options when it comes to outdoor living.

Warranty

LUXAFLEX® SUNRAIN®
Folding Arm Awnings
are covered by the
LUXAFLEX® 5 Year Warranty.*



*Conditions apply.

Evaluation Questions

Sales Training

Product Features and Benefits

What is the main feature of the LUXAFLEX® SUNRAIN®¹ Folding Arm Awning?

What is the maximum width for one awning?

What is the minimum projection?

What is the minimum pitch required for water run off?

What operating options are available?

How many fabric colours are available in the LUXAFLEX® SUNRAIN®¹ PVC range?

What percentage does the front rail drop increase by for Variable Valance option?

What does WPS mean and what does it do?

Name 2 advantages of the Variable Valance Option?

Name the 3 installation types available?

Care and Cleaning

- Ensure any motorised awning or option is turned off prior to any cleaning.
- The hardware of the Awning is low maintenance. Wipe down with a damp cloth as necessary to remove any dirt or dust.
- To maintain the fabric in good condition ensure that the awning is never retracted with leaves, sticks and other debris on the awning fabric skin.
- Should the Awning require cleaning due to dirt or pollution build up the following cleaning is recommended:
 - a) Hand wash with soft bristle brush or broom in 30° hot water with general cleaning detergent.
 - b) Rinse off several times with clean water.
 - c) Repeat procedure as necessary until fabric is completely cleaned and all detergent is rinsed off.
 - d) Let fabric dry before retracting.
 - e) If the awning must be retracted whilst still damp, extend fully as soon as possible to avoid mould forming on the fabric.

Marketing Materials

External Living Brochure	18.009.032	\$1.69 each (Ex GST)
Swatch Insert	18.009.035	\$20.00 each (Ex GST)
LUXAFLEX® Website Feature	N/A	N/A

Availability

This Product is LUXAFLEX® Exclusive and available from August 1st 2009.



LUXAFLEX®

WINDOW FASHIONS

